

Arrangement shown with optional trailer with pintle hitch.

XQ200 SOUND ATTENUATED

60 Hz

FEATURES



EMISSIONS

- EPA Tier II and CARB Emissions Certified for non-road mobile applications



DIESEL ENGINE

- Reliable, rugged, durable design
- Field-proven in thousands of applications worldwide
- Four-stroke-cycle diesel engine combines durability with minimum weight while providing dependability and economy



CAT SR4B GENERATOR

- Designed to match performance and output characteristics of diesel engines
- Optimum winding pitch for minimum total harmonic distortion and maximum efficiency
- Segregated AC/DC, low voltage accessory box provides single point access to accessory connections



ENCLOSURE

- Made with 12-gauge steel
- Single point lifting eye
- Sound attenuated
- Convenient hand holds and steps for safe operation
- 2 coat polyester powder coated finish

ENVIRONMENTALLY FRIENDLY DESIGN

- Sound attenuated for low noise operation
- OSHA compliant safe design
- Spill containment for coolant, oil and fuel
- UL142 certified
- Dual wall fuel
- Base feature

MULTI-VOLTAGE DISTRIBUTION PANEL

- Load door safety switch, engine faults, and shut down system
- Rust-free hinges on rear opening door
- Adequate space for line and plug connection without interference
- Remote start and stop contacts

SINGLE-SOURCE SUPPLIER

- Complete systems designed at Caterpillar ISO9001 certified facilities
- **Certified Prototype Tested** with torsional analysis

WORLDWIDE PRODUCT SUPPORT

- Worldwide parts availability through the Caterpillar dealer network
- With over 1,200 dealer outlets operating in 166 countries, you're never far from the Caterpillar part you need
- 99.5% of parts orders filled within 48 hours. The best product support record in the industry
- Caterpillar dealer service technicians are trained to service every aspect of your electric power generation system

LEHX0756-03

FACTORY INSTALLED STANDARD & OPTIONAL EQUIPMENT

STANDARD FEATURES	
Air Inlet System	Air cleaner, heavy duty Turbocharger
Charging System	Battery charger Heavy duty charging alternator
Control Panel	Generator controls and monitoring Fuel tank monitoring Engine controls and monitoring Digital displays
Cooling System	Fan and belt guards Base mounted radiator Air to air aftercooling
Distribution Panel	Lockable doors Load door safety switch, engine faults and shut down system Individual bus bar connections Circuit breakers Remote start/stop contacts Shore power connections
Enclosure	Sound attenuated 12-gauge steel Lockable doors Separate vented battery compartment Single point lifting arch Exterior oil and water drains Hidden exterior fuel drain Hand holds and steps Powder coated finish
Fuel System	Primary fuel filter/water separator Spill containment dike 1158 L (306 Gal) dual wall fuel tank UL142 dual wall fuel tank 330 gallon
Generator	Brushless, permanent magnet Coastal corrosion protection Shock mounted VR3 voltage regulator Space heater
Mounting System	Generator soft mounted to base Base contains integral fuel tank Skiddable structural steel design
Starting System	Electric starting motor Battery set with disconnect switch Jacket water heater with thermostat, shut-off valves

OPTIONAL FEATURES	
Trailer	Full frame support Independent tandem axle trailer frame with tongue Electric brakes with safety breakaway Full length fenders Non-skid surface on steps Heavy duty safety chains and grab hooks Reinforced 4540 kg (10,000 lb) top wind drop jack

SPECIFICATIONS



CAT SR4B GENERATOR

Frame size	448
Type.....	Permanent magnet brushless
Construction.....	Single bearing, close coupled
Three phase	12 lead reconnectable
Insulation	Class H with coastal insulation protection
IP rating.....	22
Alignment.....	Pilot shaft
Overspeed capability	
Prototype tested	150%
Production tested.....	125%
Wave form.....	Less than 5% deviation
Voltage regulator	3 phase sensing with Volts-per-Hertz no load
Voltage regulation.....	±½% steady state/±1% full load
TIF	Less than 50
THD	Less than 5%



ENGINE

1306-E87TA300, 4-stroke-cycle watercooled diesel	
Bore — mm (in)	116.6 (4.59)
Stroke — mm (in)	135.9 (5.35)
Displacement — L (cu in)	8.71 (532)
Compression ratio.....	16.9:1
Aspiration.....	Turbocharged AA charge cooled



CAT CONTROL PANEL

24 Volt DC Control
NEMA 1, IP22 enclosure
Lockable hinged door
Generator instruments meet ANSI C-39-1
Enclosure mounted
Single location customer connector point

Consult your Caterpillar dealer for available voltages.

TECHNICAL DATA

		XQ200	
Power Rating		Standby	Prime
60 Hz	ekW	200	DM6197 180
Engine and Container Information Engine model Container dimensions		1306-E87Ta300 see chart on next page	
Shipping Weight (Dry) Unit with trailer Unit without trailer	kg (lb) kg (lb)	5452 (12,020) 4345 (9580)	
Maximum Fuel Capacity Weight Unit with trailer Unit without trailer	kg (lb) kg (lb)	6641 (14,640) 5534 (12,200)	
Engine Lubricating Oil Capacity Engine Coolant Capacity with Radiator Fuel Tank Capacity	L (Gal) L (Gal) L (Gal)	26.4 (7) 39.8 (10.5) 1249.1 (330)	
Fuel Consumption 100% Load Fuel Consumption with Fan Fuel Consumption (75% Prime) with Fan Running Time @ 75% Prime	L/hr (Gal/hr) L/hr (Gal/hr) L/hr (Gal/hr) hours	61.26 (16.18) 58.3 (15.4) 52.9 (14.0) 40.6 (10.7) 24	
Sound Level Standby No load @ 7 m (23 ft) Prime	dBA dBA dBA	73.7 70.2 72.3	

RATING DEFINITIONS AND CONDITIONS

Meets or Exceeds International Specifications:

- ABGSM TM3, AS1359, AS2789, BS4999, BS5000, BS5514, DIN6271, DIN6280, EGSA101P, IEC34/1, ISO3046/1, ISO8528, JEM1359, NEMA MG1-22, VDE0530, 89/392/EEC, 89/336/EEC

Standby — Output available with varying load for the duration of the interruption of the normal source power. Standby power in accordance with ISO8528. Fuel stop power in accordance with ISO3046/1, AS2789, DIN6271, and BS5514.


Prime — Output available with varying load for an unlimited time. Prime power in accordance with ISO8528. 10% overload power in accordance with ISO3046/1, AS2789, DIN6271, and BS5514 available on request.

Ratings are based on SAE J1349 standard conditions. These ratings also apply at ISO3046/1, DIN6271, and BS5514 standard conditions.

Fuel rates are based on fuel oil of 35° API [@ 16° C (60° F)] gravity having an LHV of 42 780 kJ/kg (18,390 Btu/lb) when used at 29° C (85° F) and weighing 838.9 g/liter (7.001 lbs/U.S. gal.).

Additional ratings may be available for specific customer requirements. Consult your Caterpillar representative for details.

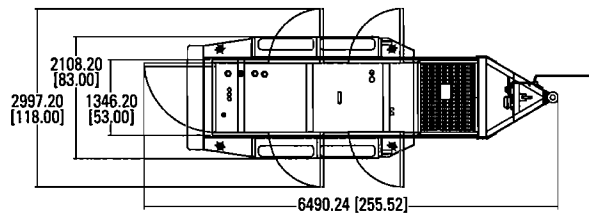
DISTRIBUTION PANEL



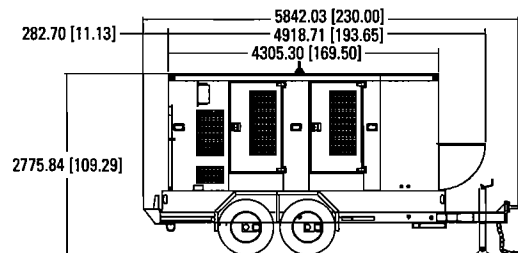
Wiring Descriptions

1. 700A main breaker 240V with 24V shunt trip
2. 350A main 480V with 24V shunt trip
350A main 600V with 24V shunt trip
3. 50 amp 240V branch breaker
4. 20 amp 240V branch breaker
5. 20 amp 120V branch breaker
6. 15 amp 120V branch breaker
7. 50 amp 240V twistlock receptacle
8. 20 amp 240V twistlock receptacle
9. 20 amp 120V twistlock receptacle
10. 20 amp 120V ground fault interrupter
11. 15 amp 120V ground fault interrupter duplex receptacle
12. 30 amp 120V battery charger/generator space heater receptacle
13. 30 amp 120V JWH receptacle
14. Remote start/stop contacts
15. 12.7 mm (1/2") ground stud
16. Dual voltage load connection bus board
[6.35 mm × 101.6 mm × 101.6 mm
(1/4" × 4" × 4") bus bars]

CONTAINER DIMENSIONS — TOP VIEW



CONTAINER DIMENSIONS — RIGHT SIDE VIEW



Package Dimensions				
	Enclosure		With Trailer	
Length	4305.3 mm	169.5 in	5842.03 mm	230 in
Width	1346.2 mm	53 in	2108.2 mm	83 in
Height	2362 mm	93 in	2775.84 mm	109.29 in



www.CAT-ElectricPower.com

U.S. sourced

© 2003 Caterpillar
All rights reserved.
Printed in U.S.A.

LEHX0756-03 (10-03)

Materials and specifications are subject to change without notice.
The International System of Units (SI) is used in this publication.